

GOVERNMENT REGISTRATION MANUAL



Seoul ADEX 2025

Seoul International Aerospace & Defense Exhibition

www.seouladex.com

Table of Contents

1. Introduction	p.3
2. Registration Process	p.4
3. How to Input Military Rank	p.5
4. Registration Status and Modification	p.6

1. Introduction



Registration



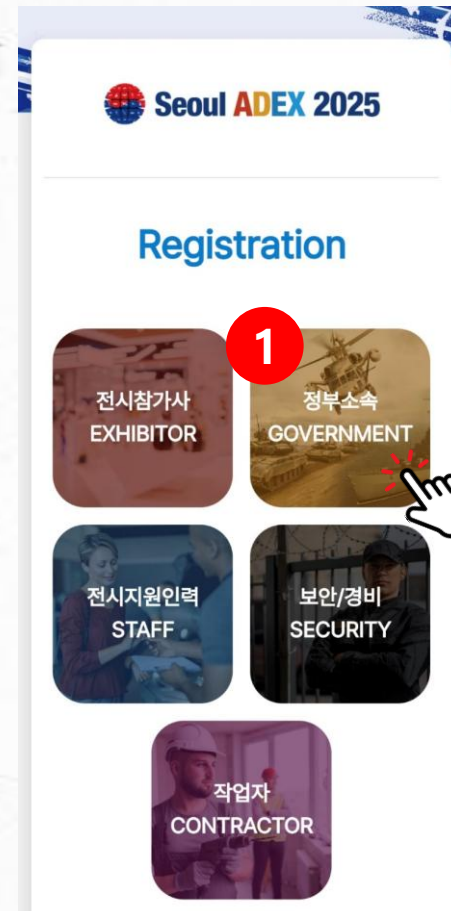
① 등록안내(Registration Guide)

- Seoul ADEX 2025은 출입제한구역의 통제 및 보안, 안전, 방역 등의 이유로 관련법규 및 지침에 따라 출입자의 개인정보가 입력된 출입증을 발급하여 이를 엄격하게 관리·운영하고 있습니다.
Seoul ADEX 2025 issues and strictly manages access badges containing personal information in accordance with relevant laws and guidelines, due to restrictions on access, security, safety, and hygiene measures.
- 본 전시회 출입증 신청은 Seoul ADEX 공동운영본부에서 제공한 계정을 통해서만 가능합니다.
Applications for exhibition badges can only be made through the account provided by the Seoul ADEX Office.
- 전시 준비 및 철거, 전시기간 동안 출입하고자 하는 모든 인원은 사전에 출입증 발급을 신청해야 합니다.
All personnel involved in exhibition setup, dismantling, or anyone wishing to access the venue during the exhibition period must apply for a badge in advance.
- 발급 받은 출입증은 본인 이외에는 사용할 수 없으며 출입 시 항상 착용(착용, 소지)해야 합니다.
The issued badge is non-transferable and must always be worn or carried when entering the restricted area.

Access URL: <https://govent.kr/adex2025/intro>

1. Click 'GOVERNMENT' button

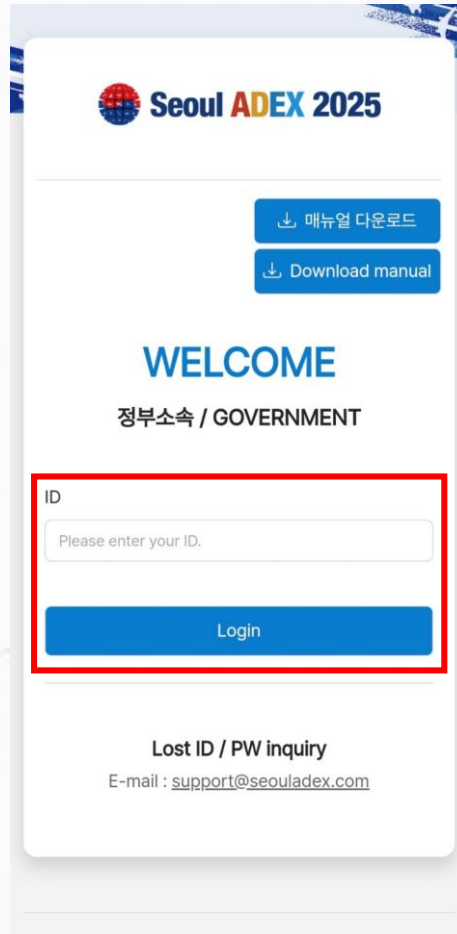
► Available for both PC and Mobile



- Government badges will be issued only to personnel officially assigned to Seoul ADEX 2025 **who require continuous access to Seoul Air Base and/or the KINTEX Exhibition Hall** during the period of Oct. 13 (Mon) to Oct. 24 (Fri).
※ Applications for purposes other than official duties will not be accepted.

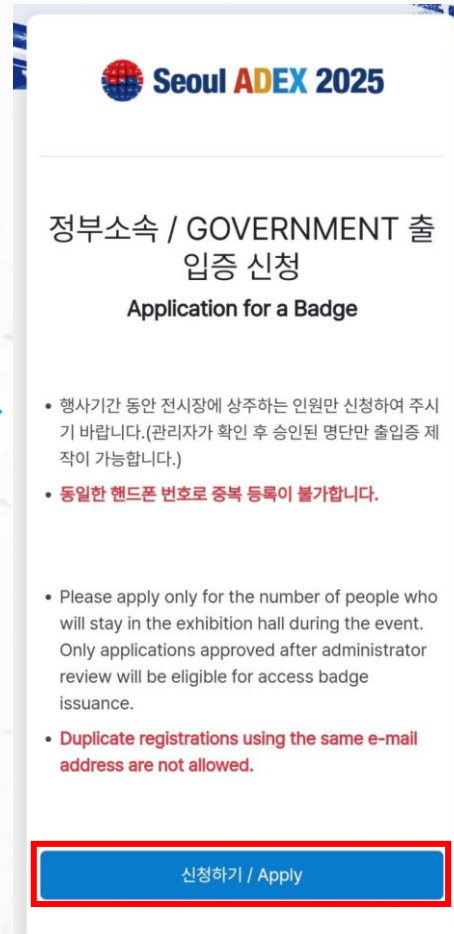
2. Registration Process

1. Login Enter your ID



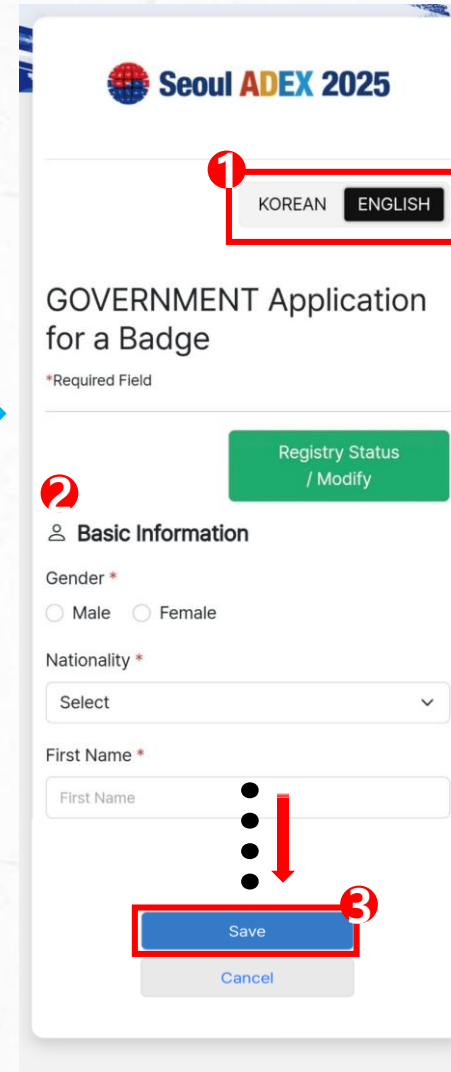
The login page for Seoul ADEX 2025. It features the event logo at the top, followed by links to download the manual in Korean or English. Below this is a 'WELCOME' message and the text '정부소속 / GOVERNMENT'. A red box highlights the 'ID' input field with the placeholder 'Please enter your ID.' and a blue 'Login' button. At the bottom, there is a link for 'Lost ID / PW inquiry' with the email 'support@seouladex.com'.

2. Notice and Apply



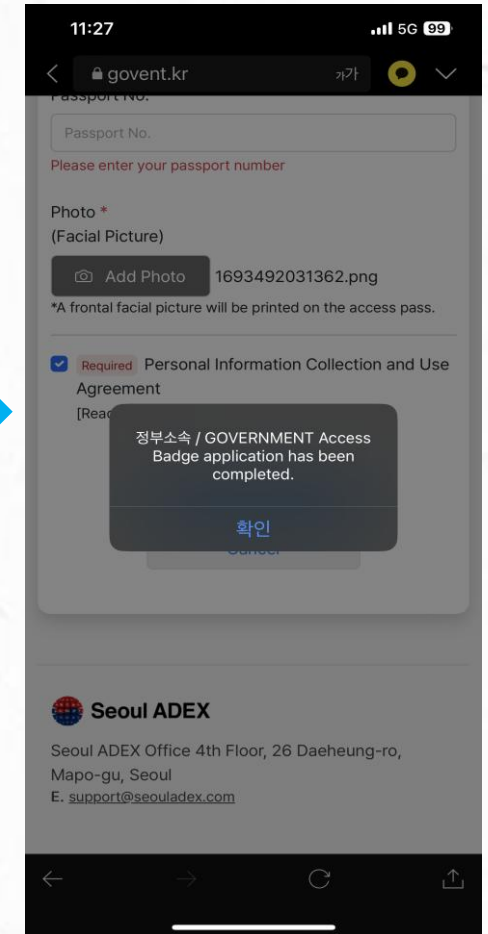
The 'Notice and Apply' page for Seoul ADEX 2025. It displays the event logo and the title '정부소속 / GOVERNMENT 출입증 신청' (Application for a Badge). Below the title is the English translation 'Application for a Badge'. A red box highlights the '신청하기 / Apply' button at the bottom. The page contains several bullet points in Korean and English regarding application rules, such as applying for the number of people staying in the exhibition hall and not allowing duplicate registrations with the same email address.

3. Switch the Language Enter Personal Information



The 'Government Application for a Badge' page for Seoul ADEX 2025. It features the event logo and the title 'GOVERNMENT Application for a Badge'. A red box highlights the language selection buttons 'KOREAN' and 'ENGLISH' at the top, with a red circle and the number '1' next to 'KOREAN'. Below the title is a green 'Registry Status / Modify' button. A red circle and the number '2' are next to the 'Basic Information' section. This section includes fields for 'Gender' (Male/Female), 'Nationality' (a dropdown menu), and 'First Name'. A red arrow points down to a red box highlighting the 'Save' button at the bottom, with a red circle and the number '3' next to it. A 'Cancel' button is also visible below 'Save'.

4. Registration Completed



The 'Registration Completed' page for Seoul ADEX 2025, shown on a mobile device. It displays the event logo and the title '정부소속 / GOVERNMENT Access Badge application has been completed.' with a blue '확인' (Check) button. Below this is the Seoul ADEX logo and contact information: 'Seoul ADEX Office 4th Floor, 26 Daeheung-ro, Mapo-gu, Seoul' and 'E. support@seouladex.com'.

3. How to Input Military Rank

1. Job Title

11:25 5G 99

Job Title *

Select Select

* Military only, please use this feature to select a position

If you are not in the military, please enter your title

Mobile Phone *

Mobile Phone

Duplicate Check

* The same mobile phone number cannot be registered. / Mobile Number including country code

E-mail

Email Id @ Email Domain

* When not entering an email, administrators will not receive guidance. The issue arising from not receiving guidance is on the user's end.

Passport No.

Passport No.

Please enter your passport number

Photo *

(Facial Picture)

Add Photo

*A frontal facial picture will be printed on the access pass.

☐ Required Personal Information Collection and Use Agreement [Read the full text]

2. Select Your Affiliation and Military Rank

Job Title *

Select Select

* Military only, please use this feature to select a position

If you are not in the military, please enter your title

11:26 5G 99

Job Title *

ARMY Select

* Military only, please use this feature to select a position

If you are not in the military, please enter your title

Mobile Phone *

Mobile Phone

* The same mobile phone number cannot be registered. / Mobile Number including country code

E-mail

Email Id @ Email Domain

* When not entering an email, administrators will not receive guidance. The issue arising from not receiving guidance is on the user's end.

Passport No.

Passport No.

Please enter your passport number

Photo *

(Facial Picture)

Add Photo

*A frontal facial picture will be printed on the access pass.

☐ Required Personal Information Collection and Use Agreement [Read the full text]

Job Title *

ARMY

Lieutenant General

Major General

Brigadier General

Colonel

Lieutenant Colonel

Major

Captain

First Lieutenant

Second Lieutenant

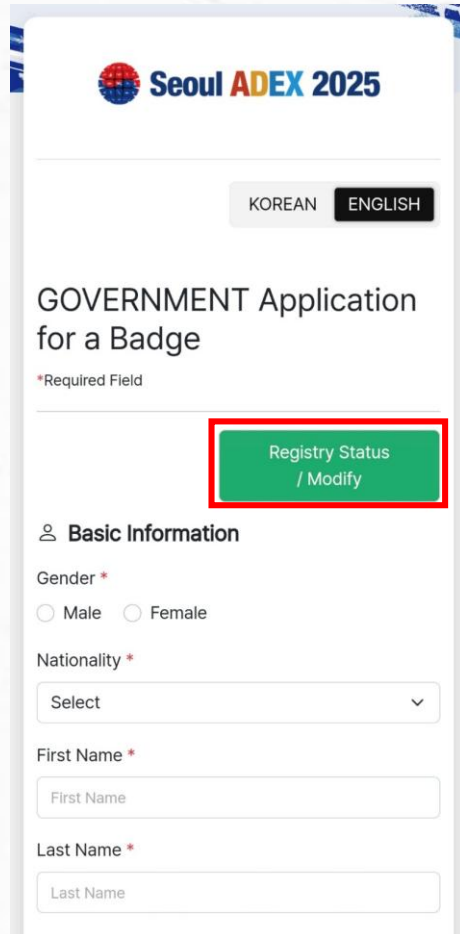
Warrant Officer

Command Sergeant Major

Master Sergeant

4. Registration Status and Modification

1. Click
'Registry Status/Modify'



Seoul ADEX 2025

KOREAN ENGLISH

GOVERNMENT Application for a Badge

*Required Field

Registry Status / Modify

Basic Information

Gender *

☐ Male ☐ Female

Nationality *

Select

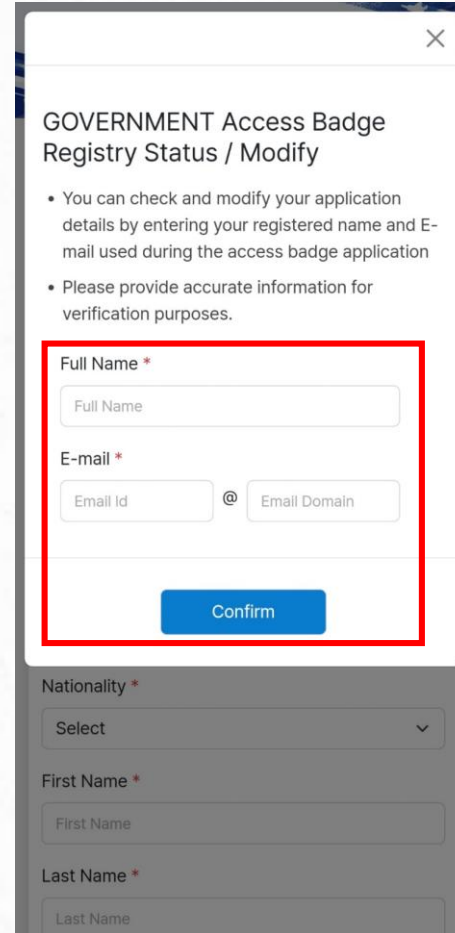
First Name *

First Name

Last Name *

Last Name

2. Enter Full Name
and E-mail



GOVERNMENT Access Badge Registry Status / Modify

- You can check and modify your application details by entering your registered name and E-mail used during the access badge application
- Please provide accurate information for verification purposes.

Full Name *

Full Name

E-mail *

Email Id @ Email Domain

Confirm

Nationality *

Select

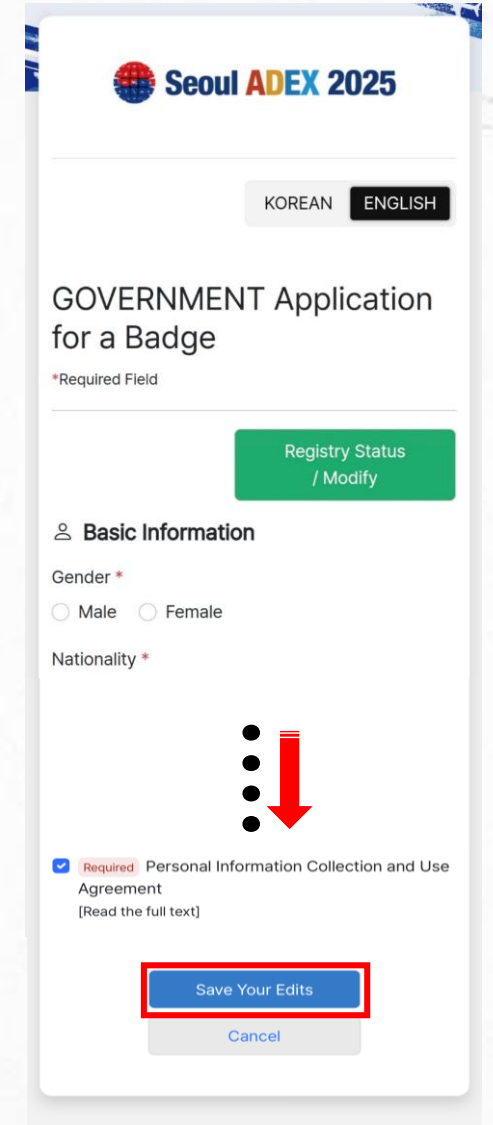
First Name *

First Name

Last Name *

Last Name

3. Modify and Save



Seoul ADEX 2025

KOREAN ENGLISH

GOVERNMENT Application for a Badge

*Required Field

Registry Status / Modify

Basic Information

Gender *

☐ Male ☐ Female

Nationality *

Select

First Name *

First Name

Last Name *

Last Name

☒ Required Personal Information Collection and Use Agreement
[Read the full text]

Save Your Edits

Cancel



Seoul ADEX 2025

Seoul International Aerospace & Defense Exhibition

※ For inquiries, please contact the following information below.

E-mail : support@seouladex.com